



RAPID CONSTRUCTION - EXCEEDING EXPECTATIONS

# Mi Homes



## GLOBAL LEADER

Pre Engineered Buildings

[www.epack.in](http://www.epack.in)

# COMPANY PROFILE

EPACK PREFAB is one of the leading manufacturer and suppliers of Prefabricated structures in India, EPACK PREFAB has supplied millions of sq. ft. area in prefab structures around the world, and has accredited the international standards of ISO9001:2000 and ISO14001:2004 quality management systems.



## EPACK PREFAB Mi- HOMES



Mi Guard Room




Mi Cabin



Mi Shelter

EPACK PREFAB Mi Homes is a flatpack kit which is built on efficiently designed structures as per IS code, surrounded by protective Sandwich Panels that can be simply and quickly erected to create a robust structure for different applications.

## FEATURES



QUICK AND EASY TO  
INSTALL



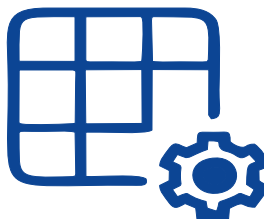
DO IT YOURSELF  
BUILDING




THERMALLY INSULATED



ECO FRIENDLY



MULTIPLE LAYOUT AND  
COLOR OPTIONS

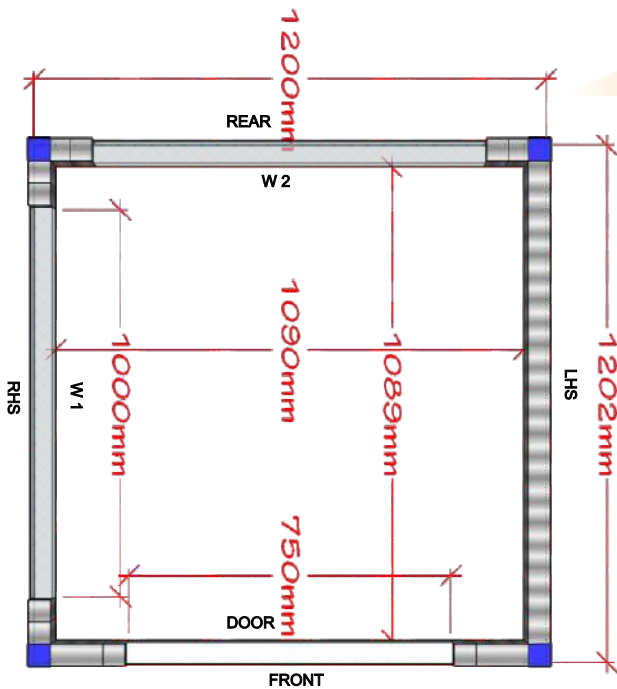


DURABLE AND  
MAINTENANCE FREE

# Mi GUARD ROOM

*Magic Homes One Home in Minutes...*

## SPECIFICATIONS



- Dimension : 4 x 4 ft
- Height : 7 ft
- Sandwich Panel Roof and Wall : 50 mm
- Door Size : 750 x 1800 mm
- Window Size : 1000 x 900 mm
- No Of Windows : 02
- Floor : 18mm fiber cement board
- Electrical Fittings : In Built
- Total Weight : 164kg



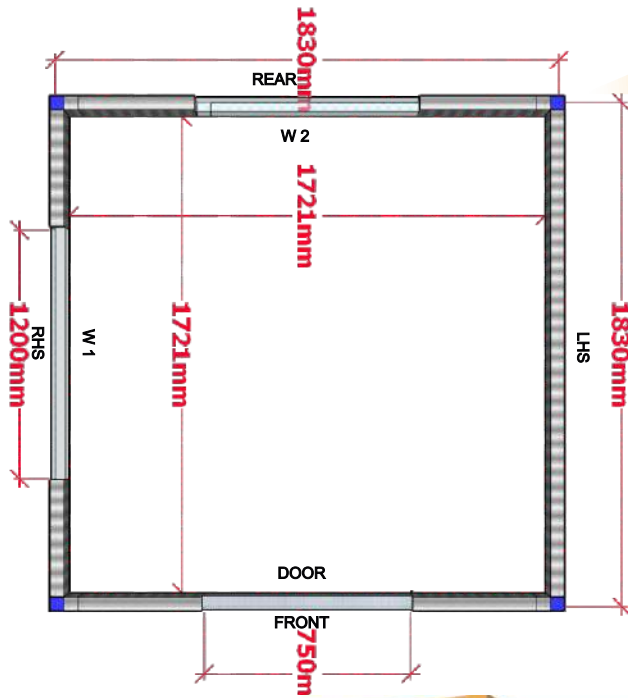
## APPLICATIONS

- Guard Room
- Ticket Counters
- Traffic Police Cabin
- Portable Toilet For Events
- Check Post
- Watch Tower Cabin





## SPECIFICATIONS



- Dimension : 6 x 6 ft
- Height : 7 ft
- Sandwich Panel Roof and Wall : 50 mm
- Door Size : 750 x 1800 mm
- Window Size : 1200 x 900 mm
- No Of Windows : 02
- Floor : 18mm fiber cement board
- Electrical Fittings : In Built
- Total Weight : 284kg



## APPLICATIONS

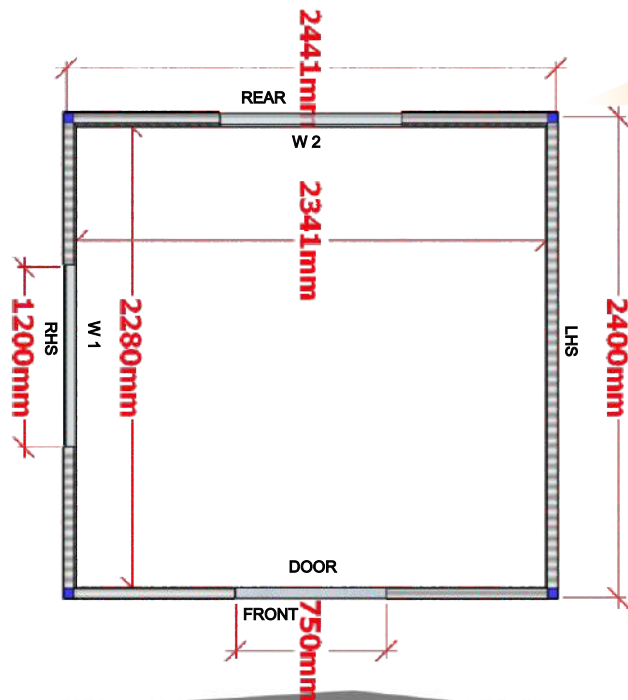
- Security Cabins
- Railway Signal Cabin
- Toll Plaza Cabins
- Site Cabins
- Temporary Medical Center
- Store Room





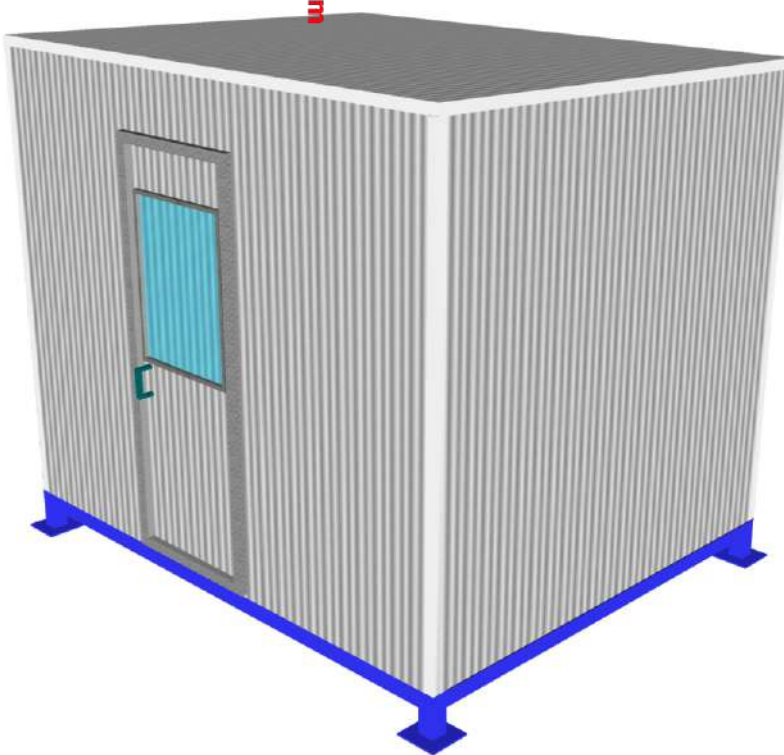
# Mi SHELTER

*Magic Homes One Home in Minutes....*

## SPECIFICATIONS



- Dimension : 8x8 ft
- Height : 7 ft
- Sandwich Panel Roof and Wall : 50 mm
- Door Size : 750 x 1800 mm
- Window Size : 1200 x 900 mm
- No Of Windows : 02
- Floor : 18mm fiber cement board
- Electrical Fittings : In Built
- Total Weight : 436kg



## APPLICATIONS

- Site / Marketing Offices
- Toilet Block/Ablution
- Disaster Relief Camp
- Military Camps and
- Multipurpose Buildings



# TRANSPORTATION

The design of EPACK PREFAB Mi Homes are so compact that a kit of 24 Flat pack can be easily loaded in a standard shipping container for transporting by Road, Rail, Sea or Air.

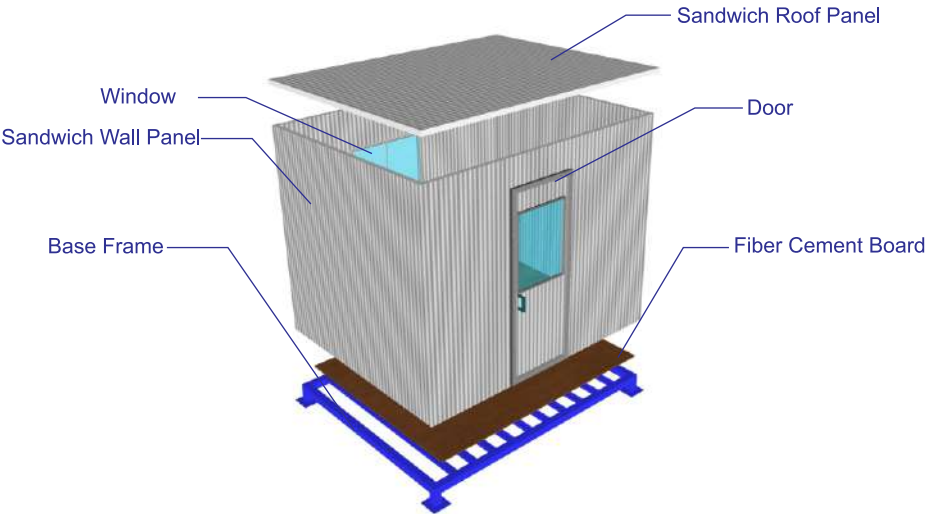
## Transportation Option :

Cargo Plane	40 Rooms
40' HiCube Container	24/28 Rooms
40' Standard Container	20/24 Rooms
20' Container	10/12 Rooms

Subject to module size



# COMPONENTS



Roof and Wall Panel

- 50mm thick sandwich panels.
- Pre painted Galvanized iron sheets on either side.

Window

- Made of powder coated (white color) aluminum extruded section.
- Non toughened window glass.
- 1000 x 900mm in dimension.

Floor Board

- 18mm Cement fiber board of EPACK approved make.
- Can be fixed on the floor with SD Screw.

Base Frame

- Made up of Mild-steel.

Door

- Made of sandwich panels.
- Same color as walls.
- 750 X 1800mm in dimension.



1

Base Frame Assembly



2

Floor Board Assembly



3

1st Wall Panel Installation



4

2nd Wall Panel Installation



5

3rd Wall Panel Installation



6

4th Wall Panel Installation



7

Roof Installation



Mi Home



Mi Homes can be install completely within **20 minutes** with unskilled workers .

**THINK PREFAB**  
**THINK EPACK**



RAPID CONSTRUCTION · EXCEEDING EXPECTATIONS



 **+91-81304 44466**

 **enquiry@epack.in**

 **www.epack.in**

### **Unit-1**

B-13&14, Ecotech-1st Extension  
Greater Noida-201306, UP-INDIA

### **Unit-2**

SP5/128, Ghilot Industrial Area  
Ghilot- 301705, Rajasthan-INDIA